

Full-Size VANGUARD Modular General Purpose Regulators

R100 Models Port Sizes: 1/4, 3/8, 1/2, 3/4



Model Shown: R100-6G

SPECIFICATIONS

Ambient/Media Temperature:

40° to 175°F (4° to 79°C).

Body: Zinc.

Dome:

Nylon; aluminum with optional 0-175 psig spring.

Fluid Media: Compressed air.

Inlet Pressure: 300 psig (21 bar) maximum.

Knob: Acetal.

Outlet Pressure: Adjustable up to 125 psig (8.6 bar).

Pressure Adjustment Locking Key: Removable.

Pressure Gauge: 0 to 200 psig (14 bar); 1/4 NPT gauge ports front and rear.

Panel Mounting: 2-1/16 inch (52 mm) hole required.

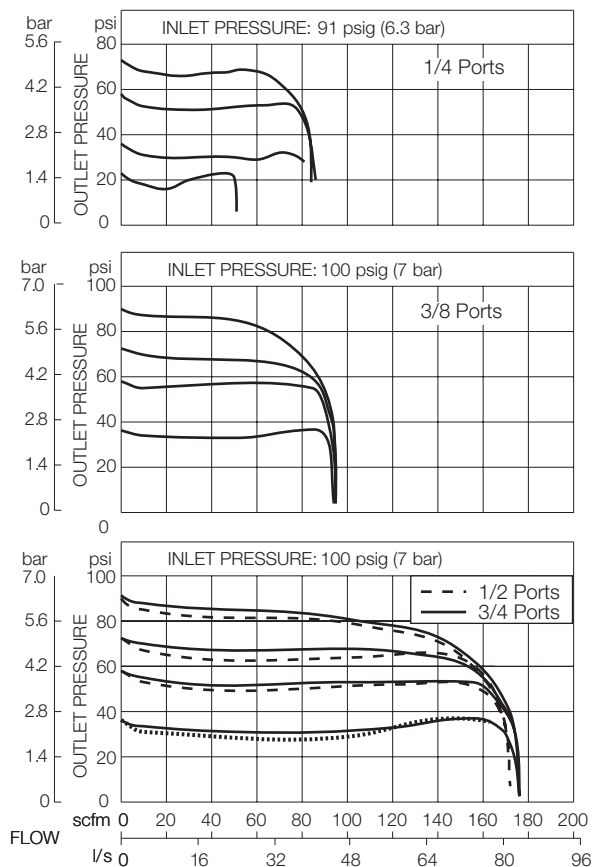
Seals: Nitrile.

Valve: Brass.

Valve Cap: Nylon.

- ◆ Modular or inline mounting.
- ◆ Diaphragm-type design.
- ◆ Self-relieving; non-relieving optional.
- ◆ Pressure gauge.
- ◆ Pressure adjustment locking key.
- ◆ NPTF port threads; optional SAE or BSPP threads.

FLOW CHARTS



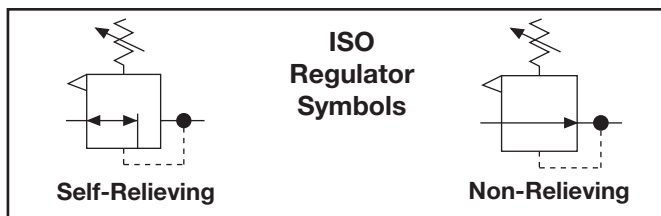
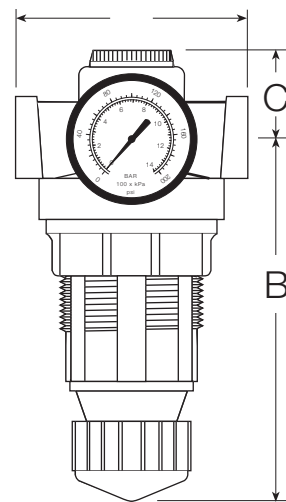
DIMENSIONS inches (mm)

A	B *	C **	Depth †	Weight † lb (kg)
3.5 (89)	5.8 (146)	1.3 (33)	2.8 (71)	2.06 (0.92)

* Dome removal clearance: add 0.63 (16).

** Cap removal clearance: add 0.5 (13).

† Less gauge.



ORDERING INFORMATION

Change the letters in the sample model number below to specify the regulator you want.

R100 - 2 Y G W

PORT SIZE

- 1/4 NPTF..... 2
- 3/8 NPTF..... 3
- 1/2 NPTF..... 4
- 3/4 NPTF..... 6
- 9/16-18 UNF SAE S6
- 3/4-16 UNF SAE S8
- 7/8-14 UNF SAE S10

PORT TYPE

- NPTF Threads Leave Blank
- BSP threads W

OPTIONS (More than one option can be chosen)

- None Leave Blank
- 0-200 psig Gauge G
- Mounting nut P

OPTIONS (More than one option can be chosen)

- None Leave Blank
- Non-relieving A
- Internal bypass-reverse flow E
- Springs: (0-125 psig standard)
 - For optimum performance operating pressure should fall approximately in the middle of the spring range.
 - 0-175 psig (0-12 bar) H**
 - 0-50 psig (0-3.4 bar) L
 - 0-20 psig (0-1.4 bar) L20
- Remove adjusting key JJ
- Metal Dome MD
- Limit maximum psig setting M*
- Tee handle T

* Insert maximum limited pressure.

** H option spring includes metal dome

MOUNTING BRACKETS
See page 276.