

MINIATURE General Purpose Regulators

R55M, R56M Models Port Sizes: 1/8, 1/4



Model Shown: R55M-2G

- ◆ Inline mounting.
- ◆ Piston-type design (**R55M** models) or diaphragm-type (**R56M** models).
- ◆ Self-relieving; non-relieving optional.
- ◆ Pressure gauge.
- ◆ NPTF port threads; optional BSPP threads.

SPECIFICATIONS

Ambient/Media Temperature:

40° to 125°F (4° to 52°C).

Body: Aluminum.

Dome and Knob: Acetal.

Fluid Media: Compressed air.

Inlet Pressure: 300 psig (21 bar) maximum.

Outlet Pressure: Adjustable up to 100 psig (7 bar).

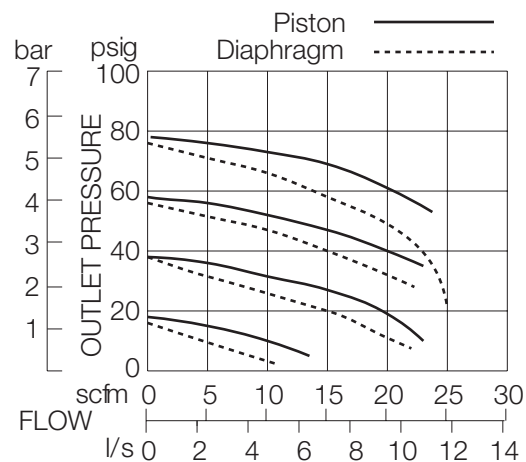
Pressure Gauge: 0 to 160 psig (10.3 bar); 1/8 NPT gauge ports front and rear.

Panel Mounting: 1-3/16 inch (30 mm) hole required.

Seals: Nitrile.

FLOW CHART


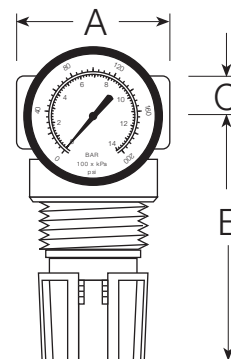
Inlet Pressure: 100 psig (7 bar)



DIMENSIONS inches (mm)

A	B	C	Depth †	Weight † lb (kg)
1.6 (41)	2.7 (68)	0.4 (10)	1.6 (41)	0.24 (0.11)

† Less gauge.



ORDERING INFORMATION

Change the letters in the sample model number below to specify the regulator you want.

R55M B - 2 Y G W

REGULATOR TYPE

Piston typeR55M
Diaphragm type.....R56M

BODY MATERIAL TYPE

Aluminum Leave Blank
Brass B

PORT SIZE

1/8 NPTF..... 1
1/4 NPTF..... 2

PORT TYPE

NPTF Threads Leave Blank
BSPB threads W

OPTIONS (More than one option can be chosen)

Delete gauge Leave Blank
0-160 PSI Gauge G
Plastic mounting nut P
Metal mounting nut..... PN
Hex plastic mounting nut PE

OPTIONS (More than one option can be chosen)

None..... Leave Blank
Non-relievingA
Small valve seat.....C
Metal dome (threaded).....D
Springs: (0-100 psig standard)

For optimum performance operating pressure should fall approximately in the middle of the spring range.

0-125 psig (0-8.6 bar)H
0-50 psig (0-3.4 bar)L
0-8 psig (0-0.6 bar)L8
0-15 psig (0-1 bar)L15
0-30 psig (0-2.1 bar)L30

Tamper-resistant spinning

knob (psig preset).....MV(*)
No gauge ports NP
Viton seals V

*Insert maximum limited pressure.

MOUNTING BRACKETS
See page 276.