

# GUARDSMAN II Modular Coalescing Filters

# BFCD70 Models Port Sizes: 1/4, 3/8, 1/2



Model Shown: BFCD70-4

## SPECIFICATIONS

**Ambient/Media Temperature:**  
40° to 175°F (4° to 79°C).

**Body:** Zinc.

**Bowl:** 6-Ounce (180-ml) capacity aluminum with clear nylon sight glass. Bowl can be rotated for easy readability. Optional 10-ounce (300-ml) extended aluminum bowl has higher capacity filter element for increased air flow.

**Bowl Drain:**  
Internal automatic drain; optional manual drain.

**Bowl Ring:** Nylon.

**Differential Pressure Gauge:** A60F-28.

**Filter Element:** 0.3- $\mu$ m-rated borosilicate-glass-fiber coalescing element. Optional 0.01- $\mu$ m-rated element (reduces flow by 20%).

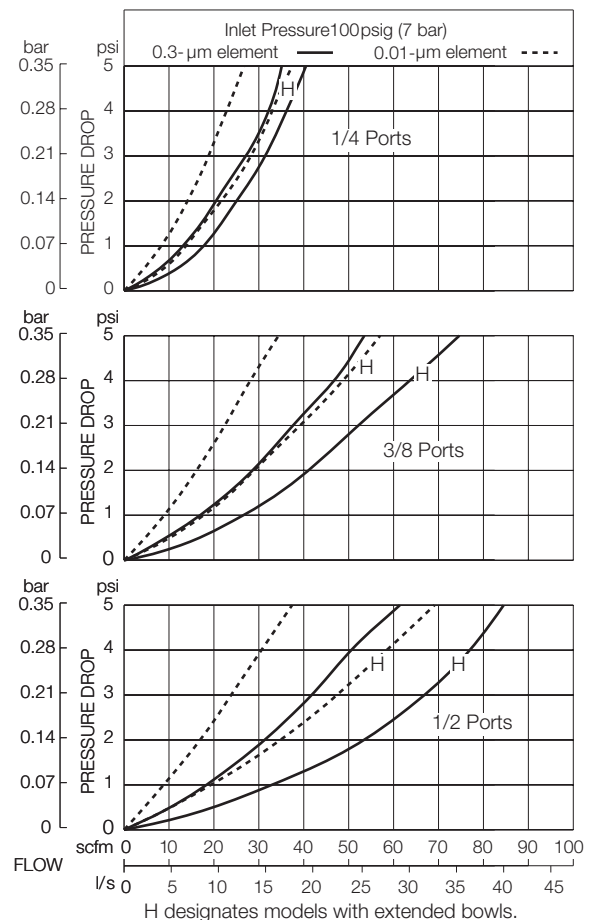
**Fluid Media:** Compressed air.

**Inlet Pressure:**  
Minimum: 15 psig (1 bar) with automatic drain.  
Maximum: 200 psig (14 bar).

**Seals:** Nitrile.

- ◆ Modular or inline mounting.
- ◆ 0.3- $\mu$ m-rated coalescing filter element; optional 0.01- $\mu$ m-rated element.
- ◆ Aluminum bowl with clear nylon sight glass. Bowl can be rotated for easy readability.
- ◆ Optional extended bowl with higher flow filter element.
- ◆ Differential pressure gauge to indicate when filter element needs changing.
- ◆ Internal automatic drain; optional manual drain.
- ◆ **NPTF** port threads; optional **SAE** or **BSP** threads.

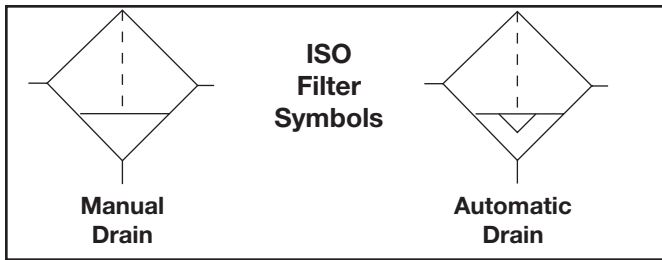
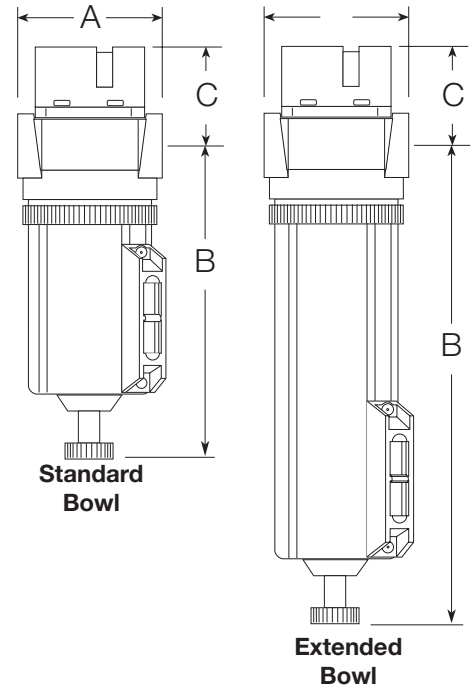
## FLOW CHARTS



**APPLICATION NOTE:** A general purpose filter must be installed ahead of a coalescing filter to ensure good performance and to extend the life of the coalescing element.

**DIMENSIONS** inches (cm)

Bowl	A	B	C	Depth	Weight lb (kg)
Standard	2.7 (67)	5.9 (151)	1.8 (45)	2.4 (60)	1.75 (0.80)
Extended	2.7 (67)	8.9 (227)	1.8 (45)	2.4 (60)	2.00 (0.91)



**REPLACEMENT FILTER ELEMENT KITS**

Element Type	Kit Number
0.3 μm Standard bowl (Std element).....	A60F-29
0.3 μm Extended bowl (Std element) .....	A60F-32
0.01 μm Standard bowl .....	A60F-29E8
0.01 μm Extended bowl.....	A60F-32E8

**ORDERING INFORMATION**

Change the letters in the sample model number below to specify the filter you want.

**B FCD 70 - 2 Y W**

**BOWL DRAIN**

Internal automatic drain ..... FCD  
Manual drain..... FC

**BOWL SIZE**

Standard 6-ounce bowl ..... 70  
Extended 10-ounce bowl ..... 70H  
with higher flow filter element

**PORT TYPE**

NPTF Threads ..... Leave Blank  
BSPP threads ..... W

**OPTIONS**

None ..... Leave Blank  
0.01-μm-rated element..... E8

**PORT SIZE**

1/4 NPTF..... 2  
3/8 NPTF..... 3  
1/2 NPTF..... 4  
9/16-18 UNF SAE ..... S6