

Full-Size SERIES 380 Modular Externally Piloted Regulators

PR380 Models Port Sizes: 3/8, 1/2, 3/4

Available Color Caps

Yellow
(optional)



Red
(optional)



Blue
(optional)



Grey
(standard)



Model Shown: PR380-6G

- ◆ Modular or inline mounting.
- ◆ Self-relieving diaphragm design.
- ◆ Pressure gauge.
- ◆ NPTF port threads; optional SAE or BSPP threads.

SPECIFICATIONS

Ambient/Media Temperature:

40° to 175°F (4° to 79°C).

Body: Zinc.

Dome: Zinc.

Fluid Media: Compressed air.

Inlet Pressure: 300 psig (21 bar) maximum.

Outlet Pressure: Adjustable 0 – 250 psig (0 – 17 bar).

Pilot Ports: 1/4 NPTF

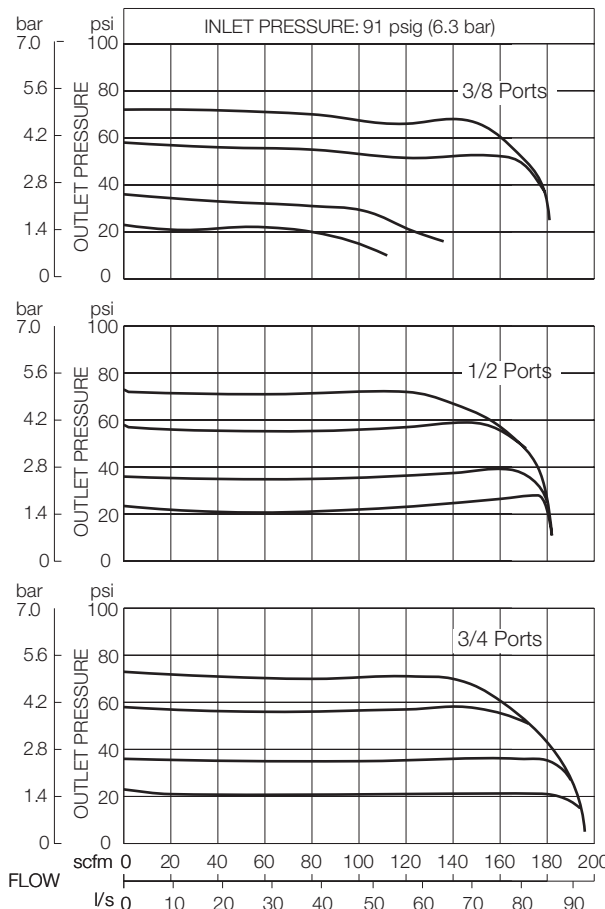
Pressure Gauge: 0 to 200 psig (14 bar); 1/4 NPT gauge ports front and rear.

Seals: Nitrile.

Valve: Brass.

Valve Cap: Nylon.

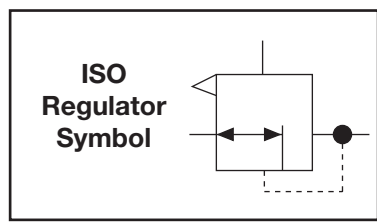
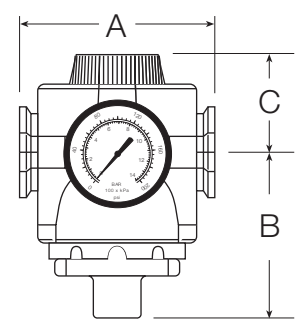
FLOW CHARTS



DIMENSIONS inches (mm)

A	B	C	Depth †	Weight † lb (kg)
3.5 (87)	2.4 (62)	1.6 (40)	2.9 (73)	2.20 (1.00)

† Less gauge.



ORDERING INFORMATION

Change the letters in the sample model number below to specify the regulator you want.

NOTE: Order a pilot operator such as **R55-2**, **R56-2**, or **IR100-2** separately.

PR380 - 3 Y G W

- PORT SIZE**
- 3/8 NPTF..... 3
 - 1/2 NPTF..... 4
 - 3/4 NPTF..... 6
 - 9/16-18 UNF SAE S6
 - 3/4-16 UNF SAE S8
 - 7/8-14 UNF SAE S10

- PORT TYPE**
- NPTF Threads Leave Blank
 - BSP threads W

- OPTIONS**
- None Leave Blank
 - 0-200 PSI Gauge G

- OPTIONS (More than one option can be chosen)**
- None Leave Blank
 - Non-relieving A
 - Cap Color: Grey is standard
 - MP yellow C1
 - Red C2
 - Mid blue C3

MOUNTING BRACKETS
See page 276.